

SS40BP3

Ballast Type: Electromagnetic
Input Voltage: 120VAC+5%,-10%
Input Frequency: 60 Hz.

Starting Method: Preheat Self Start
Lamp Connection: N/A
Unit Color: Black

Unit Weight: 2.1 lb.
Carton Quantity: 30
Skid Quantity: 960

ELECTRICAL SPECIFICATION:

| Line Voltage (V) | Lamp Type | Lamp Watts | No. of Lamps | Line Current (A) | Input Power (W) | Power Factor | Max Current THD (%) | Current Crest Factor | Ballast Factor | Wiring Diagram | B.E.F. |
|------------------|--------------|------------|--------------|------------------|-----------------|--------------|---------------------|----------------------|----------------|----------------|--------|
| 120 | F40T12 | 40 | 1 | 0.64 | 40 | ≥0.52 | ≤15 | ≤1.7 | 0.80 | 006 | 2.00 |
| 120 | F30T12 | 30 | 1 | 0.70 | 36 | ≥0.43 | ≤15 | ≤1.7 | 0.85 | 006 | 2.36 |
| 120 | F30T8 | 30 | 1 | 0.64 | 38 | ≥0.49 | ≤15 | ≤1.7 | 0.90 | 006 | 2.37 |
| 120 | FT36W/2G11 | 36 | 1 | 0.66 | 38 | ≥0.48 | ≤15 | ≤1.7 | 0.75 | 140 | 1.97 |
| 120 | CFS38W/GR10q | 38 | 1 | 0.78 | 43 | ≥0.46 | ≤15 | ≤1.7 | 0.90 | 141 | 2.09 |
| | | | | | | | | | | | |
| | | | | | | | | | | | |
| | | | | | | | | | | | |
| | | | | | | | | | | | |
| | | | | | | | | | | | |
| | | | | | | | | | | | |
| | | | | | | | | | | | |
| | | | | | | | | | | | |
| | | | | | | | | | | | |

PERFORMANCE:

- Electromagnetic lag type ballast
- Preheat self start
- Normal power factor
- Encased & potted
- Sound rated A
- Meets ANSI standard C82.1

APPLICATION:

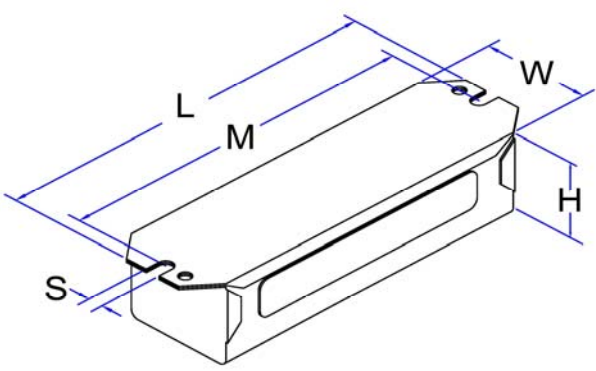
- Maximum case temperature: 194°F/90°C
- Maximum ambient temperature: 104°F/40°C
- Minimum starting temperature: 50°F/10°C
- Lamp starts: > 6,000 starts
- Remote mounting: 10 ft.

SAFETY:

- UL/935 (Class P, Type HL, Type 1 outdoor) listed
- CSA/C22.2 certified
- Automatic reset thermal protector
- No PCB's

STYLE:

9



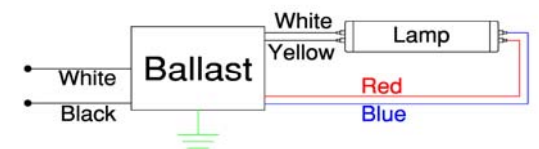
| H | W | L | M | S |
|---------|---------|---------|---------|--------|
| 1 13/32 | 1 29/32 | 6 7/16 | 6 | 1/4 |
| 1.41 | 1.91 | 6.44 | 6.00 | 0.25 |
| 3.58cm | 4.85cm | 16.36cm | 15.24cm | 0.64cm |

WARRANTY

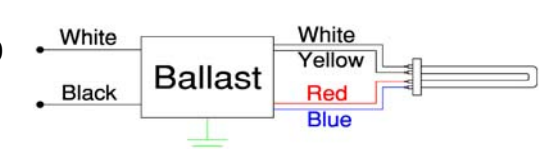
Robertson Worldwide warrants to the purchaser that this ballast will be free from defects in material or workmanship for a period of 2 years from date of manufacture when properly installed and under normal conditions of use. For more information on Robertson Worldwide's ballasts, call 1-800-323-5633 or visit www.robertsonww.com. Specifications subject to change without notice.

WIRING DIAGRAM:

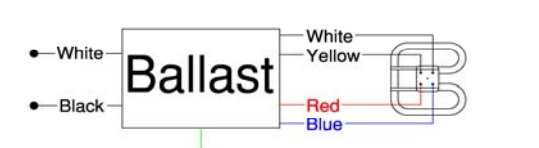
006



140



141



Standard lead lengths:

- Blk: 6"
- Wht: 6"
- Red: 30"
- Blu: 30"
- Yel: 30"
- Wht: 30"

* 3/8" Strip