

IAQ230G6MV

Ballast Type: Electronic
Input Voltage: 100-240Vac ±10%
Input Frequency: 50/60Hz

Starting Method: Instant Start
Lamp Connection: Parallel
Housing: 22ga 5052 H43 Aluminum

Weight: 3.50 lbs.
Carton Qty: 6
Skid Qty: 288

LAMP TYPES:

No. of Lamps	Lamp Type	Approx. Lamp Length (in)	Typical Lamp Watts (W)	Lamp Voltage (V)	Lamp Current (mA)
2 or 1	G10T5VH	14	17	42	425
2 or 1	G10T5VH/C	14	17	51	425
2 or 1	G18T6L, G18T6VH	15	17	na	425
2 or 1	G24T5L, G24T5VH	21	25	75	425
2 or 1	G24T6L, G24T6VH	21	25	na	425
2 or 1	G30T6L, G30T6VH	27	32	na	425
2 or 1	G30T6L/U, G30T6VH/C	14	32	na	425
2 or 1	G36T5	33	39	94	425
2 or 1	G36T5L, G36T5VH	33	41	98	425
2 or 1	G36T5L/C, G36T5VH/C	33	42	100	425
2 or 1	G36T6	33	41	na	425
2 or 1	G36T6L, G36T6VH	33	39	na	425
2 or 1	G36T6L/U, G36T6VH/U	17	39	na	425
2 or 1	G37T6L, G37T6VH	34	40	na	425

(Continued)

No. of Lamps	Lamp Type	Approx. Lamp Length (in)	Typical Lamp Watts (W)	Lamp Voltage (V)	Lamp Current (mA)
2 or 1	GLS692T5VH	27	32	77	425
2 or 1	GSL692T5L	27	32	94	425
2 or 1	GU22-10T5L, GU22-10T5VH	7	17	42	425
2 or 1	GU22-36T5L, GU22-36T5VH	17	41	98	425
2 or 1	GU22-390T5L, GU22-390T5VH	15	36	100	425
2 or 1	GU76-10T5L, GU76-10T5VH	7	17	51	425
2 or 1	GU76-36T5L, GU76-36T5VH	16	41	98	425
2 or 1	GU76-390T5L, GU76-390T5VH	15	37	88	425
2 or 1	LTC40T5	33	41	98	425

This ballast should be acceptable for use with the lamps listed in this document. However, Robertson has not yet certified the compatibility of the specific ballast/lamp combinations listed.

ELECTRICAL

- Start Time(sec): 1.3
- High Power Factor
- Ballast Shut Down at Open Load
- Internal Fuse
- Output Voltage U <280V
- End of Lamp Life Protection

EMISSIONS (Conducted and Radiated Emissions)

- EN 55011:1998 - Industrial, Scientific, and Medical (ISM) Radio-Frequency Equipment – Radio Disturbance Characteristics – Limits and Methods of Measurement
- Meets FCC Part 18-307C (Class B) for EMI and RFI Consumer Limits
- EN 61000-3-2 Limits for Harmonic Current Emissions
- EN 55015:2013/A1:2015

PHYSICAL

- Solid Single Leads
- UL1316 18AWG
- Lead Tolerance +1.00-0.50, Strip 0.375" +0.06
- FR-4 PCB Dbl Sided Plated Thru Holes
- ON/OFF Rocker Switch
- Two LED Lamp Indicators
- LED Power Good Indicator

IMMUNITY PROTECTIONS

- EN 61547:1995 Immunity standard for lighting equipment.
- ANSI C62.41 for Transient Immunity.
- EN 61000-4-2:2001 Electrostatic discharges (ESD) immunity.
- EN 61000-4-3:1996 Radiated electromagnetic field immunity.
- EN 61000-4-4:1995 Electrical fast transients (EFT)/Burst immunity.
- EN 61000-4-5:1995 Surge transient immunity.
- EN 61000-4-6:1996 Immunity to RF conducted disturbances.
- EN 61000-4-8:1993 Power Frequency magnetic field immunity test.
- EN 61000-4-11:1994 Voltage dips, short interruptions and voltage variations (Tables 2&3 below) in accordance with the provisions of the 89/336/EEC EMC-directive, including amd. 92/31/EEC and 93/68/EEC.
- EN 61000-6-2: 2001 (reference document EN 61000-4-5), including surges to 2.0kV between phase to neutral (differential mode) and 4.0kV between phase to earth and neutral to earth (common mode).
- EN 61000-4-11 Voltage Supply Immunity

Condition	Duration	Reaction
30% Reduction of Minimum Vin	10mSec	Luminance Reduction allowed
60% Reduction of Minimum Vin	100mSec	Luminance Reduction allowed
95% Reduction of Minimum Vin	5000mSec	Extinguish Permitted, but no driver damage
100% Reduction of Vin	3 Cycles	Luminance Reduction allowed

SAFETY & CERTIFICATIONS

- UL 935 (Class P, Type CC, Type1 Outdoor, Type HL)
- cULus, CE, CCC
- Leakage Current to UL/935 Standard
- EN 61347-1:2001
- EN 61347-2-1:2001
- EN 61347-2-3:2000
- RoHS EU Directive 2011/65/EU&2015/863 Amendment (RoHS 3)
- Anti-Arcing
- Output Short Circuit Protection
- Output Open Circuit Protection
- Restrike Attempts = 2
- Inrush Current <40 AMPS
- Meets ANSI Standard C62.41 for Transient Protection
- Meets ANSI Standard C82.11 for Ballast Requirements
- Sound Rated A

APPLICATION

- Maximum Case Temperature 194°F/90°C
- Maximum Ambient Temperature 122°F/50°C
- Minimum Starting Temperature 0°F/-18°C
- Lamp Starts >50,000 Starts
- Remote Mounting 20 ft. Max. Lead Length, 18AWG Shielded or in Conduit

LED SPECIFICATIONS:

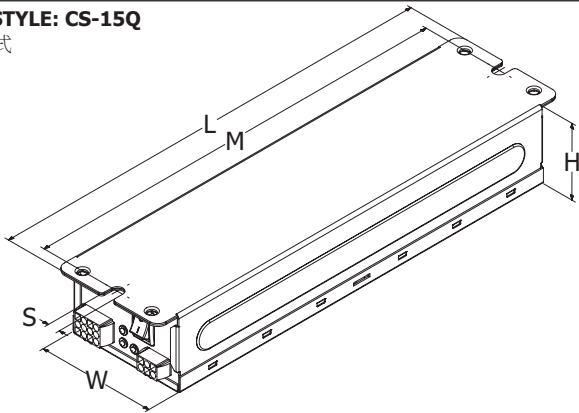
LED	Recommended Max. LED Rating	Output Voltage (Vdc)	Output Current (mA)	O.C.V. (Vdc)	
Power	2.0V, 20mA	2.0	1.0	2.5	LED Is Not Isolated
Lamp	2.0V, 20mA	2.0	2.0	4.7	LED Is Isolated

WARRANTY:

Robertson Worldwide warrants to the purchaser that this product will be free from defects in material or workmanship for a period of 5 years from date of manufacture when properly installed and under normal condition of use. Specifications subject to change without notice.
For more information on Robertson Worldwide products, visit www.RobertsonLighting.com

IAQ230G6MV

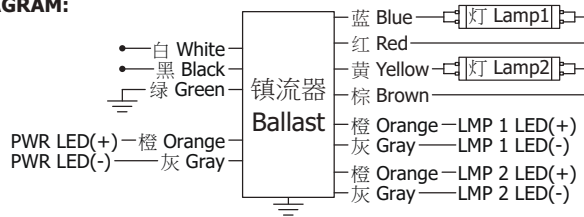
CASE STYLE: CS-15Q
外壳样式



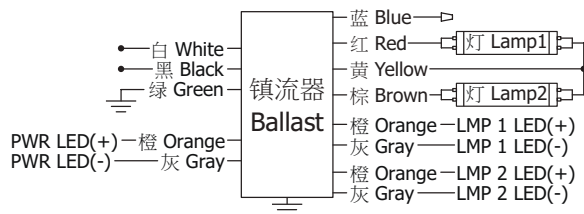
L	W	H	M	S
11-11/16	3-1/8	1-22/23	11-1/8	5/16
11.69	3.13	1.95	11.10	0.32
29.7cm	7.95cm	4.95cm	28.2cm	0.81cm

WIRING DIAGRAM:
接线图

WD-065A



***WD-065A2**

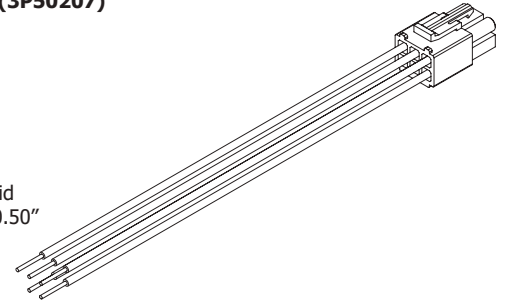


*For 3 Wire Output Application Cap Blue Lead, Insulate to 600 Volts.
For 1 Lamp Application Cap Any Unused Leads, Insulate to 600 Volts.

INPUT WIRE HARNESS (3P50207)

输入线束

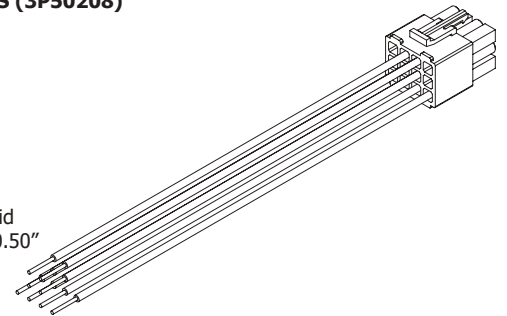
- 白 White 12"
- 黑 Black 12"
- 绿 Green 12"
- 橙 Orange 12"
- 灰 Gray 12"
- UL1316 18AWG 实芯 Solid
- 公差 Tolerance: +1.00,-0.50"
- 带 Strip: 0.375" ±0.060



OUTPUT WIRE HARNESS (3P50208)

输出线束

- 蓝 Blue 12"
- 红 Red 12"
- 黄 Yellow 12"
- 棕 Brown 12"
- 橙 Orange (2) 12"
- 灰 Gray (2) 12"
- UL1316 18AWG 实芯 Solid
- 公差 Tolerance: +1.00,-0.50"
- 带 Strip: 0.375" ±0.060



CONNECTOR WIRE LAYOUT

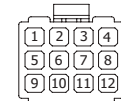
连接器线布局

输入 INPUT



1. 绿 Green (地线 Ground)
2. 黑 Black (火线 Live)
3. 橙 Orange (输入 PWR LED+)
4. NC
5. 白 White (零线 Neutral)
6. 灰 Gray (输入 PWR Led-)

输出 OUTPUT



1. NC
2. 蓝 Blue (灯 Lamp1)
3. 红 Red (灯 Lamp1)
4. NC
5. NC
6. 黄 Yellow (灯 Lamp2)
7. 棕 Brown (灯 Lamp2)
8. NC
9. 灰 Gray (输出 LMP LED2-)
10. 橙 Orange (输出 LMP LED2+)
11. 灰 Gray (输出 LMP LED1-)
12. 橙 Orange (输出 LMP LED1+)

WARRANTY:

Robertson Worldwide warrants to the purchaser that this product will be free from defects in material or workmanship for a period of 5 years from date of manufacture when properly installed and under normal condition of use. Specifications subject to change without notice.

For more information on Robertson Worldwide products, visit www.RobertsonLighting.com